

# Obtaining a Student ID at a Distance

This guide covers the steps involved in obtaining an NC State student ID at a distance.

**Navigation** – Wolfpack One Card Site > Your Accounts >All Campus >

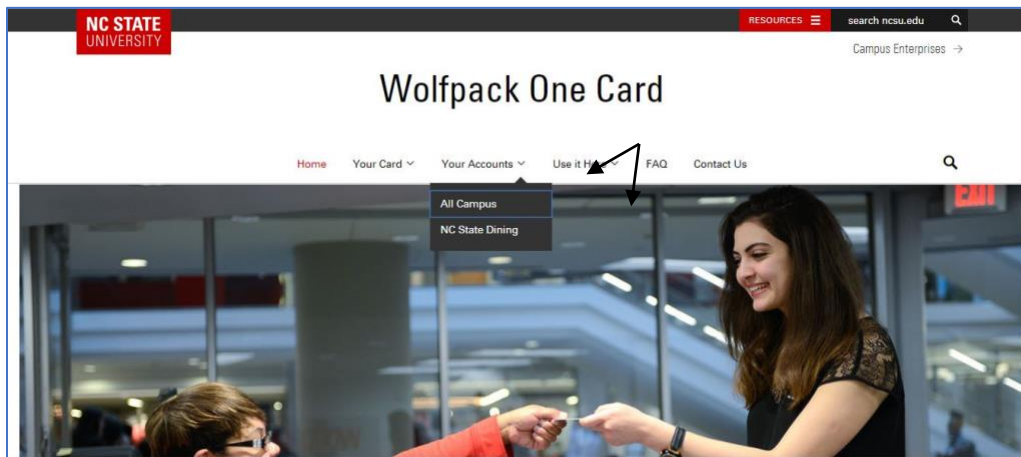
## Step 1

Navigate to the Wolfpack One Card website at <https://onecard.ncsu.edu/>



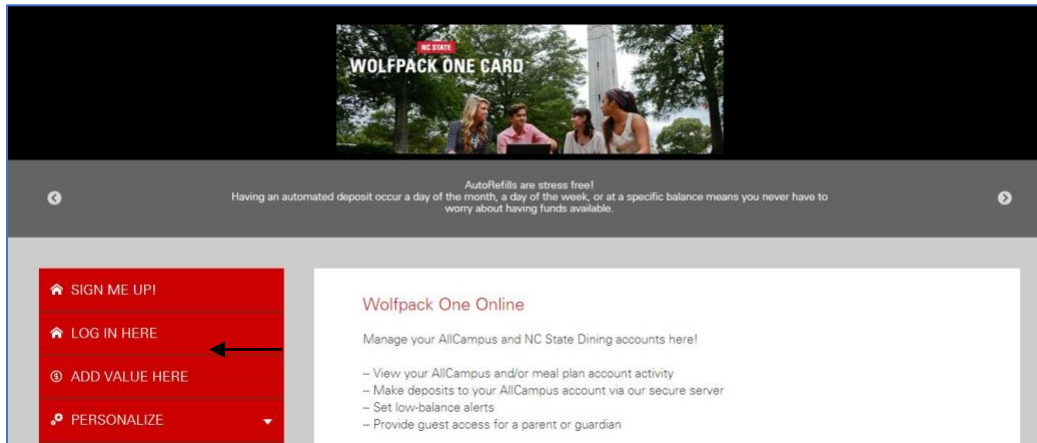
## Step 2

Select the "Your Accounts" tab at the top of the page, and choose "All Campus." This will take you to the Wolfpack One Online page.



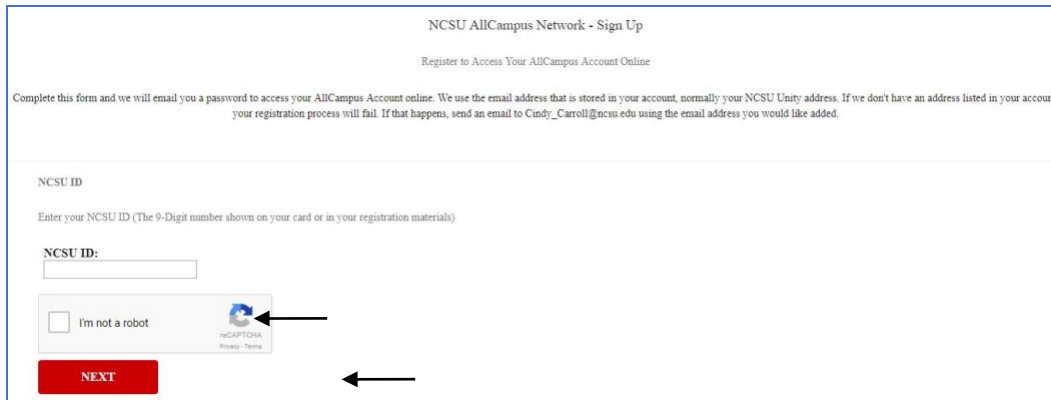
### Step 3

From here, click the "Sign Me Up" button on the left panel.



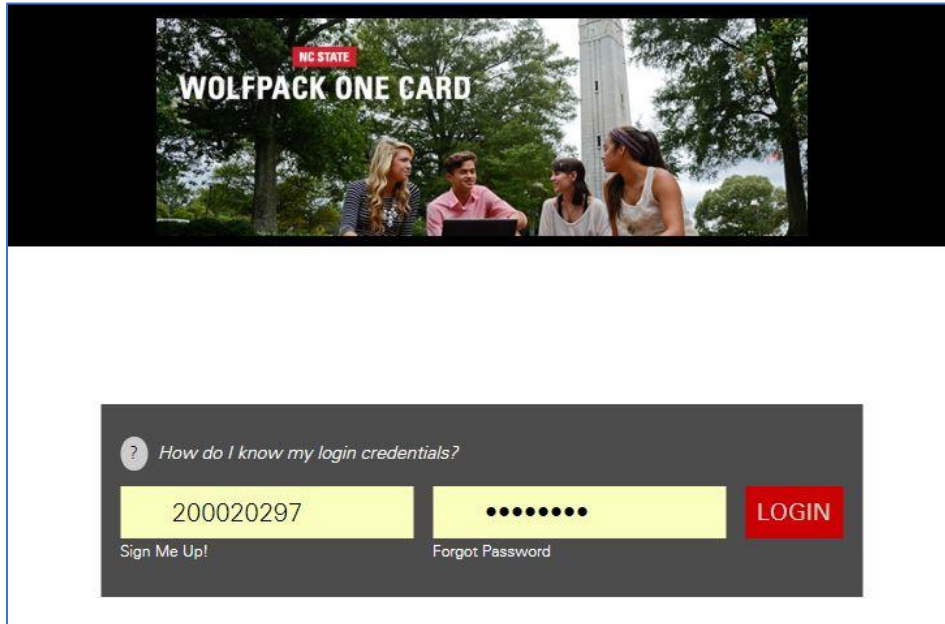
### Step 4

You will be asked to enter your 9 digit Student ID number and prove that you are not a robot.



### Step 5

A password email will be sent to the email address stored in your NC State account. Once you have received the password, you can login and request your ID Card.



### Step 6

Once your request is received, the ID will be generated and mailed to your address on file at no cost. Once you've received your card, you will be able to login to your account to deposit money on your card, personalize it or receive general information about how the card is used.

Students encountering any difficulty with this order process should send an email requesting help to Cindy Carroll at [Cindy\\_Carroll@ncsu.edu](mailto:Cindy_Carroll@ncsu.edu).

